

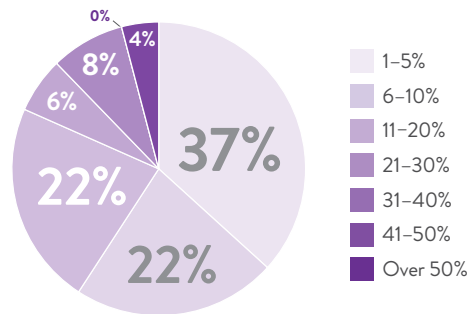
NOVEMBER 28, 2023

The Advisory Board for the Arts regularly surveys leaders at cultural organizations — including operas, ballets, symphonies, festivals, theaters, venues, schools, advocacy organizations, and museums — about issues relevant to their industries. This online survey was fielded **November 14–22, 2023**. This is the eighty-fifth survey of the series and was designed to help leaders benchmark themselves on institutional fundraising.

GOVERNMENT SUPPORT

<20% of Contributed Income Comes from Government Support

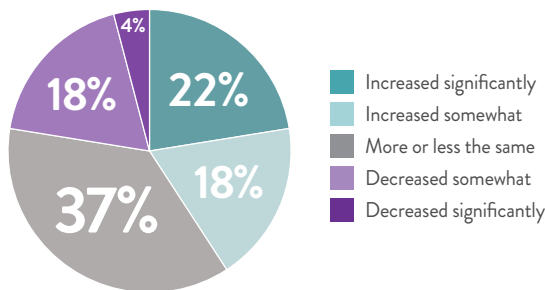
What % of your total contributed income came from government support in the most recent reporting period?



N=49

% Contributed Income from Government Support Has Varied since Pre-Pandemic

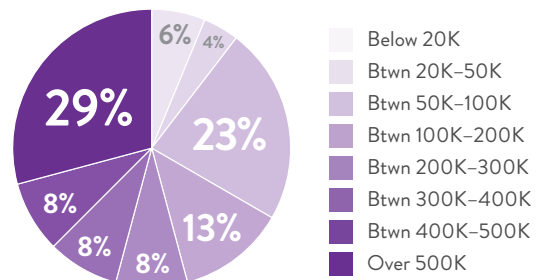
How has contributed income from government support changed from the last pre-pandemic year?



N=49

Government Support Value Varies

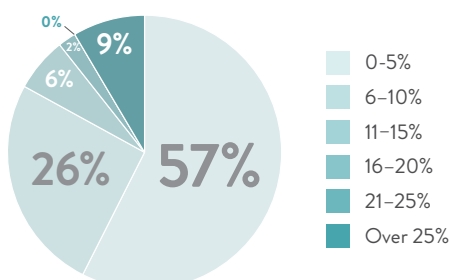
What is the total government support you received in the most recent reporting period?



N=48

<6% of Annual Operating Budget Comes from Government Contributions

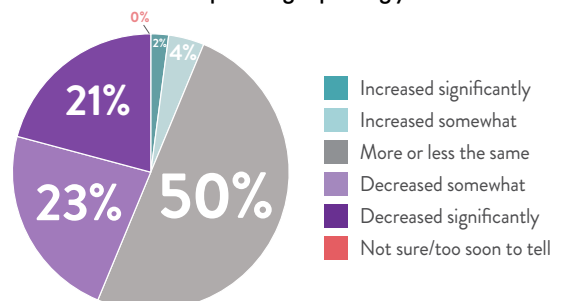
What % of your annual operating budget was covered by government contributions?



N=47

Orgs Expect Government Support to Remain the Same

What are your projections for government contributions for the upcoming reporting year?



N=48

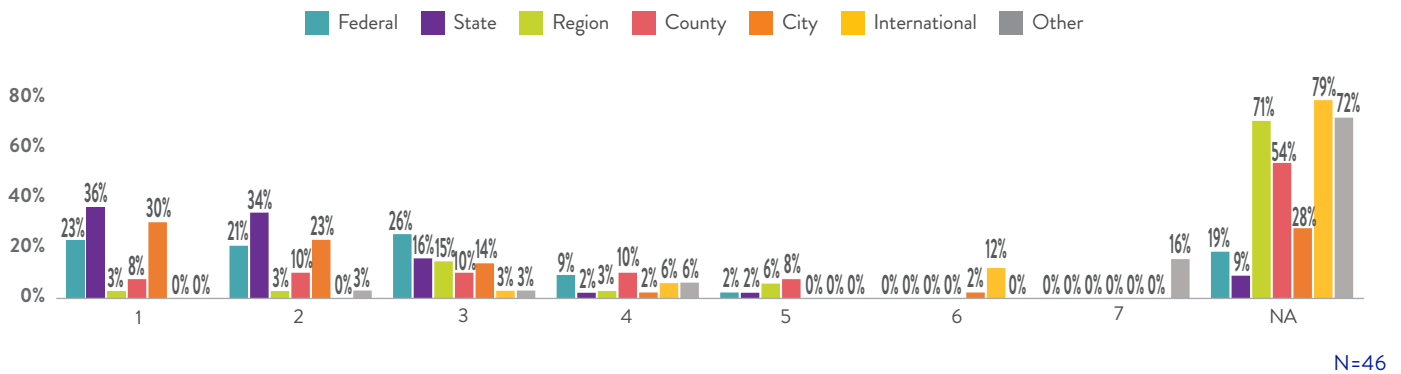
NOVEMBER 28, 2023

The Advisory Board for the Arts regularly surveys leaders at cultural organizations — including operas, ballets, symphonies, festivals, theaters, venues, schools, advocacy organizations, and museums — about issues relevant to their industries. This online survey was fielded **November 14–22, 2023**. This is the eighty-fifth survey of the series and was designed to help leaders benchmark themselves on institutional fundraising.

GOVERNMENT SUPPORT

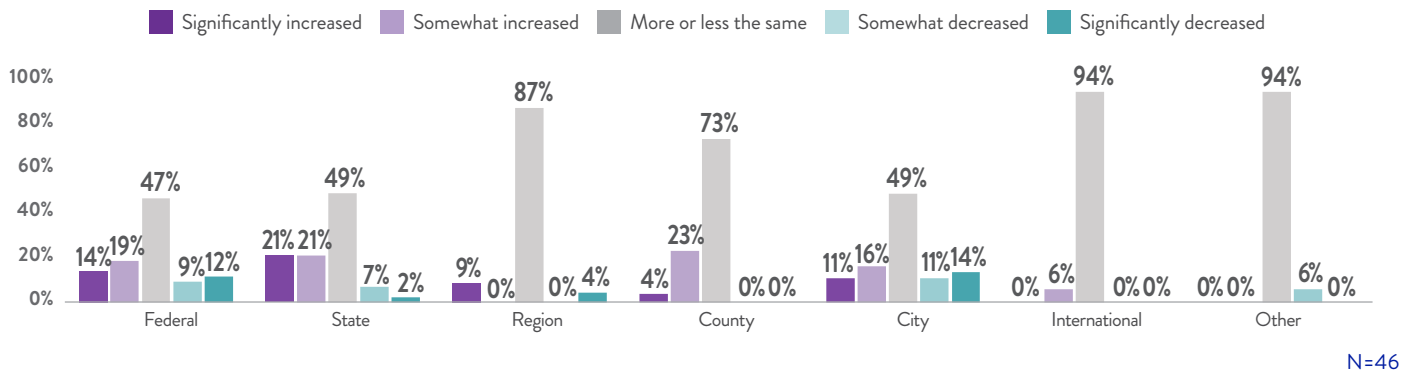
Federal & State are Greatest Sources of Government Support

Order the following government funding sources from greatest to least contributed. (1=greatest, 7=least)



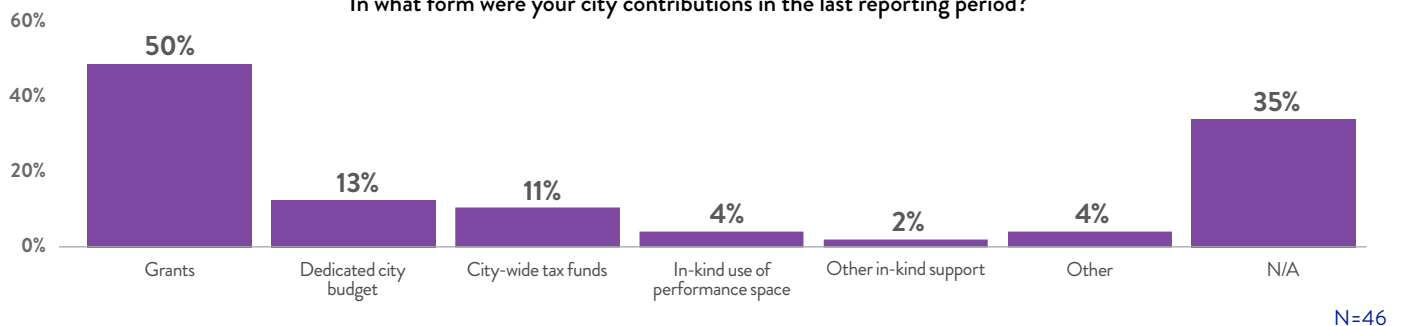
Most Government Funding Has Remained the Same Since Pre-Pandemic

How has the government aid from the following sources changed since pre-pandemic?



Grants were the Most Common Form of City Support

In what form were your city contributions in the last reporting period?



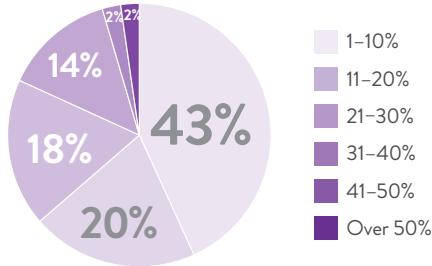
NOVEMBER 28, 2023

The Advisory Board for the Arts regularly surveys leaders at cultural organizations — including operas, ballets, symphonies, festivals, theaters, venues, schools, advocacy organizations, and museums — about issues relevant to their industries. This online survey was fielded **November 14–22, 2023**. This is the eighty-fifth survey of the series and was designed to help leaders benchmark themselves on institutional fundraising.

FOUNDATION SUPPORT

<21% of Contributed Income Comes from Foundation Support

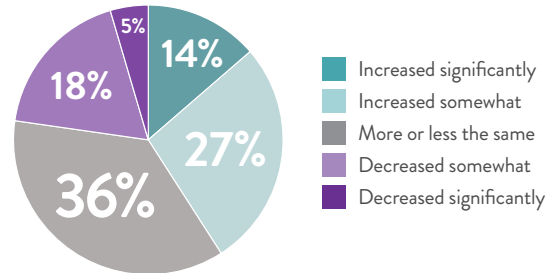
What % of total contributed income came from foundation support in the most recent reporting period?



N=44

Foundation Support is Mostly the Same Since Pre-Pandemic

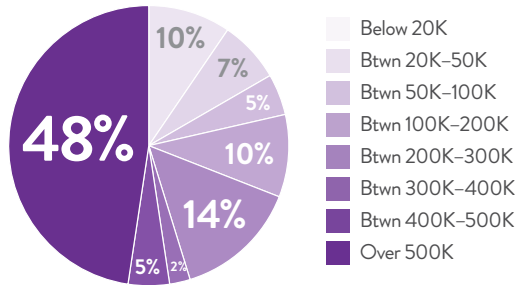
How has the % of foundation support over contributed income changed since pre-pandemic?



N=44

Many Receive Over \$500K in Foundation Support

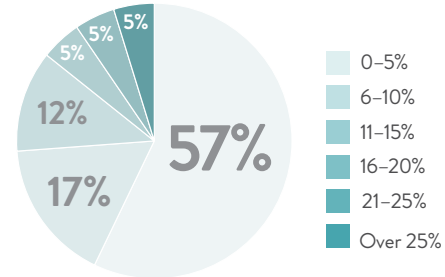
What is the value of all foundation support for your most recent reporting period?



N=42

<6% of Operating Budget from Foundation Support

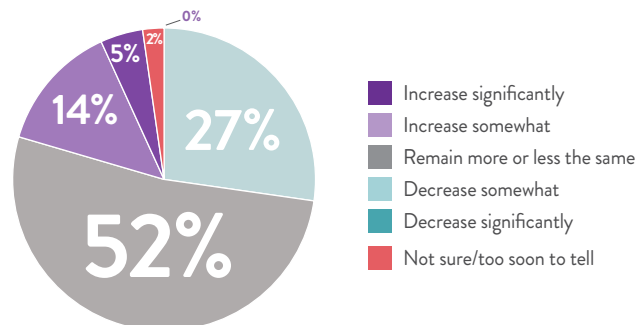
What % of annual operating budget was covered by foundation support in most recent reporting period?



N=42

Most Expect Foundation Support to Remain the Same

What are your foundation support projections for the upcoming year?



N=44

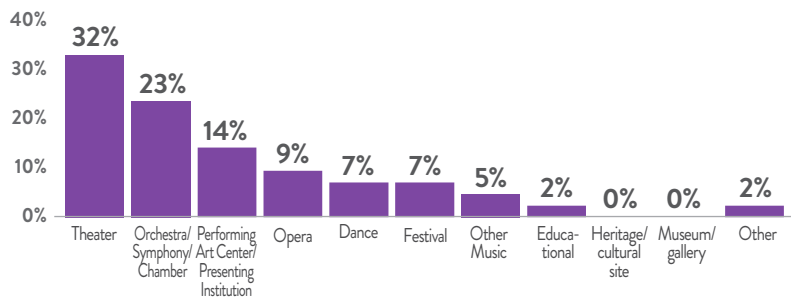
NOVEMBER 28, 2023

The Advisory Board for the Arts regularly surveys leaders at cultural organizations — including operas, ballets, symphonies, festivals, theaters, venues, schools, advocacy organizations, and museums — about issues relevant to their industries. This online survey was fielded **November 14–22, 2023**. This is the eighty-fifth survey of the series and was designed to help leaders benchmark themselves on institutional fundraising.

GENERAL ORGANIZATIONAL INFORMATION

Organization Genre

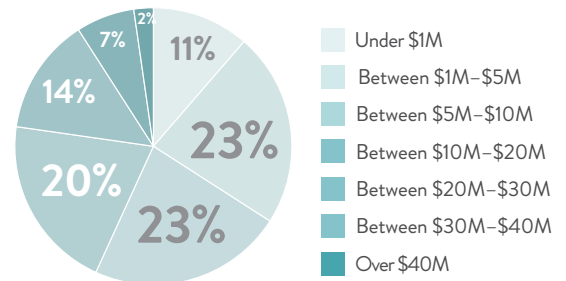
What is your org's genre?



N=44

Operating Budget

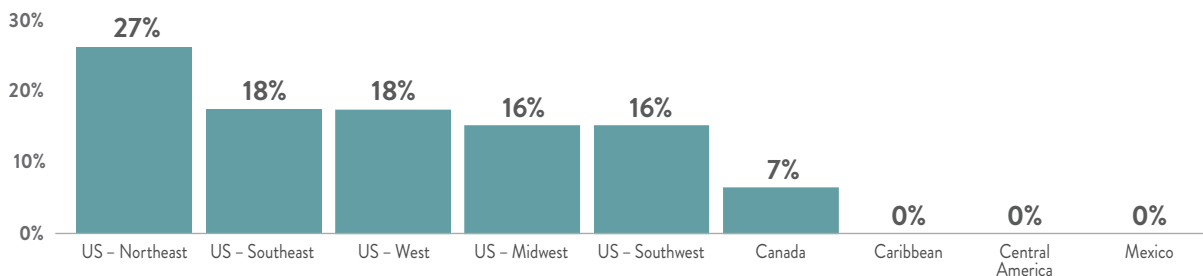
What is your org's annual operating budget?



N=44

Region

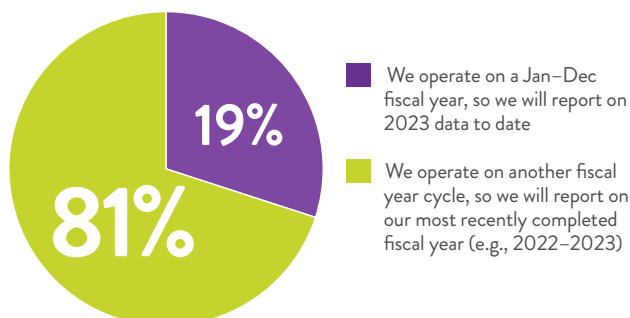
In which region is your organization situated?



N=45

Fiscal Year Calendar

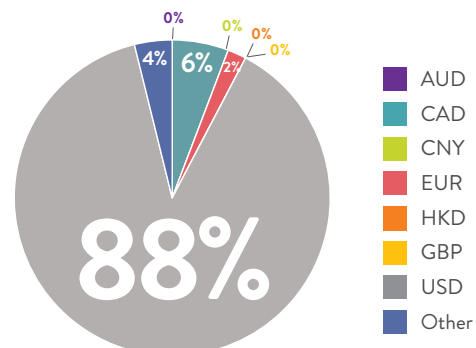
What fiscal year calendar do you use for reporting?



N=52

Operating Currency

What is your organization's operating currency?



N=20