

Arts Organization Coronavirus Impact & Response Benchmarking

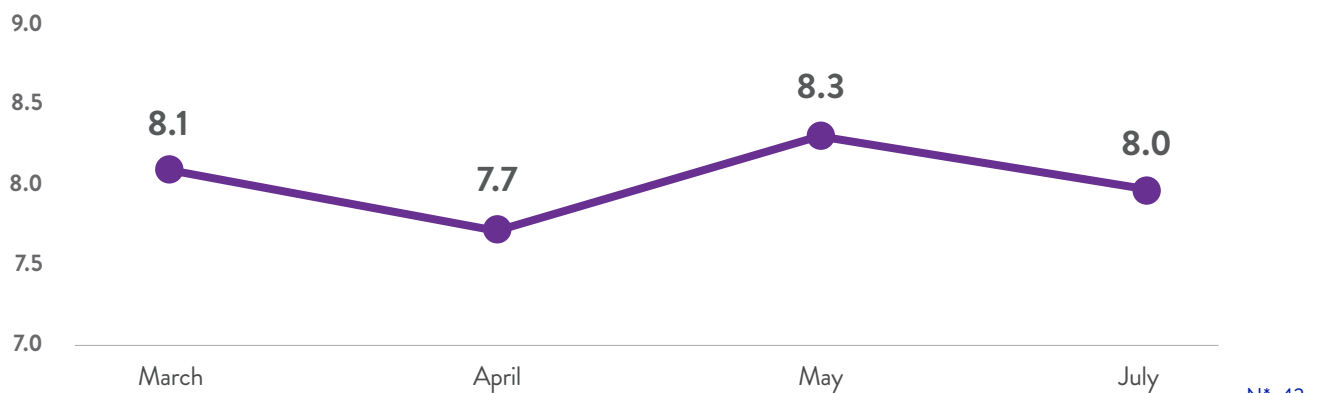
JULY 22, 2020

The Advisory Board for the Arts surveyed leaders at arts organizations — including operas, symphonies, festivals, theaters, venues, and museums — about the impacts of coronavirus on their institutions. This online survey was fielded **July 9–21, 2020**. This is the twelfth survey of the series.

RESILIENCE & RECOVERY

Confidence in Survival Remains Strong

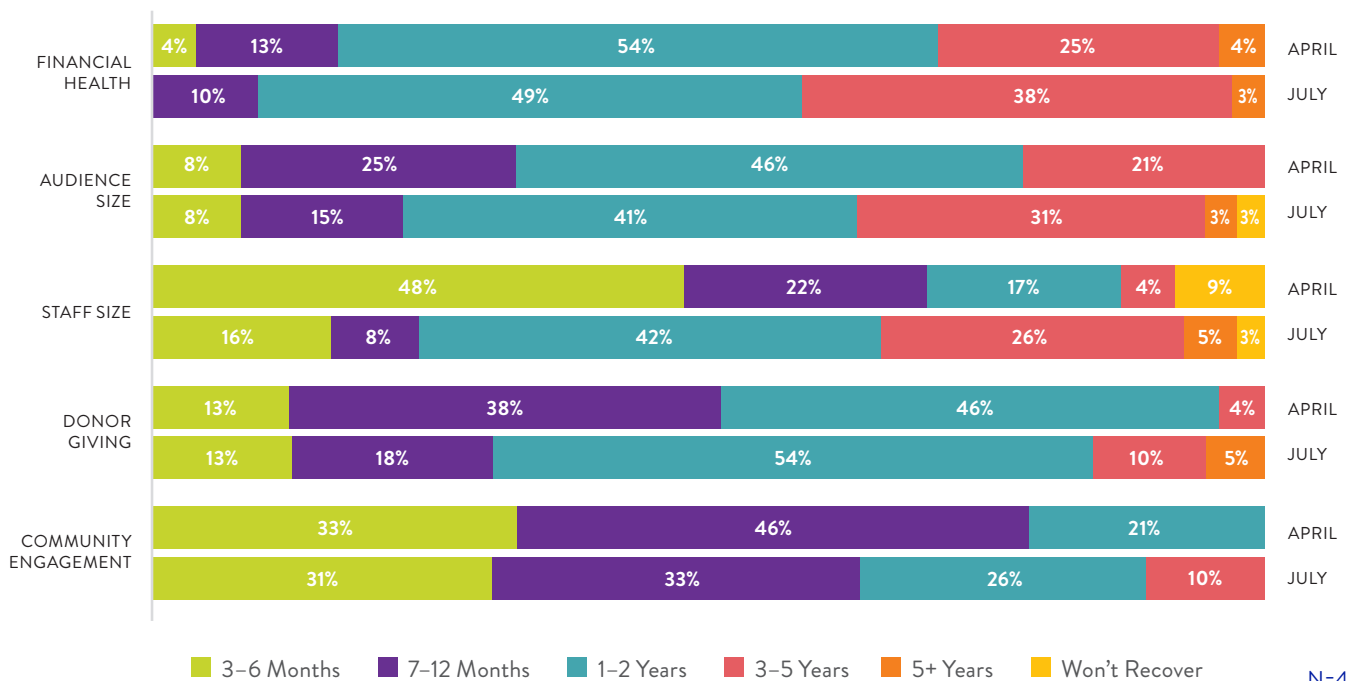
Confidence in Organization's Survival of Coronavirus Impacts — March–July



*For trending data, N reflects July survey sample size. Sample sizes in other months vary.

Predicted Recovery Timelines Lengthened Considerably Since April

Predicted Recovery Timelines — July vs. April



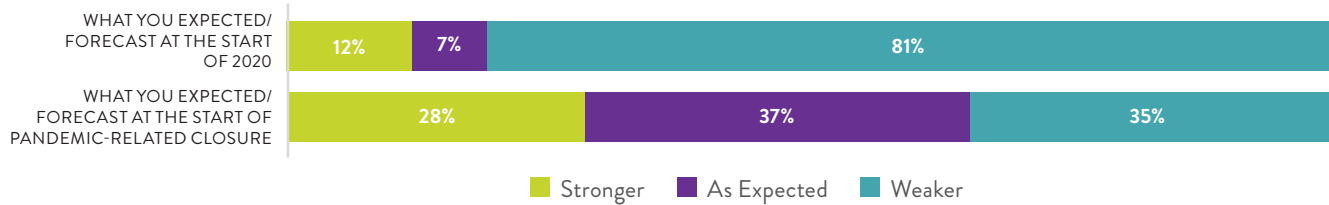
JULY 22, 2020

The Advisory Board for the Arts surveyed leaders at arts organizations — including operas, symphonies, festivals, theaters, venues, and museums — about the impacts of coronavirus on their institutions. This online survey was fielded **July 9–21, 2020**. This is the twelfth survey of the series.

FINANCIAL CHALLENGES

Financial Performance Tracking Down vs. 2020 Expectations, But Better than Some Pandemic Predictions

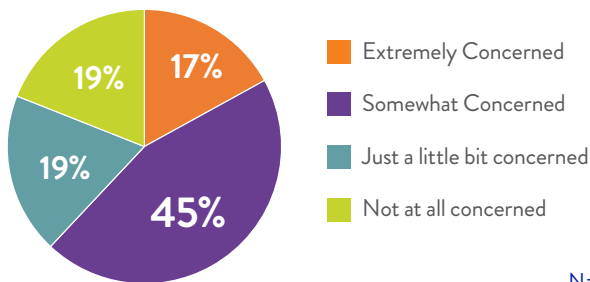
Financial Performance vs. Expectations



N=43

Majority Have Cash Concerns

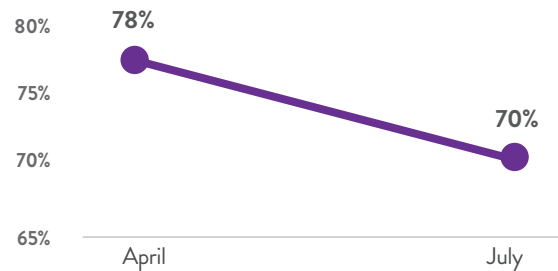
Level of Concern about Accessible Cash



N=42

Predicted 2021 Budgets Declining

Anticipated 2021 Budget as % of 2020 Budget — April vs. July

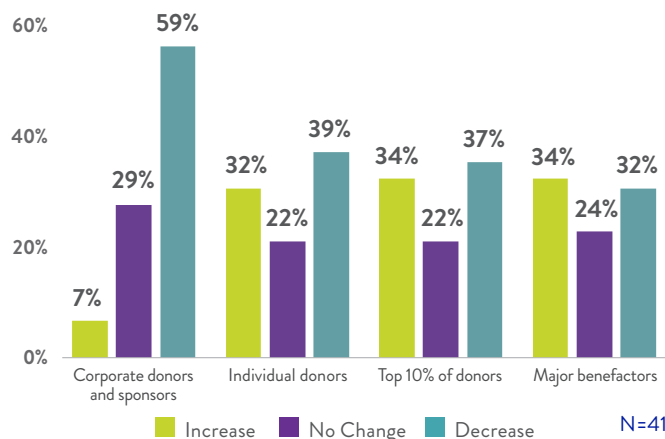


N=41

KEY STAKEHOLDER RELATIONSHIPS

Many Experiencing Large Donor Drop-Off

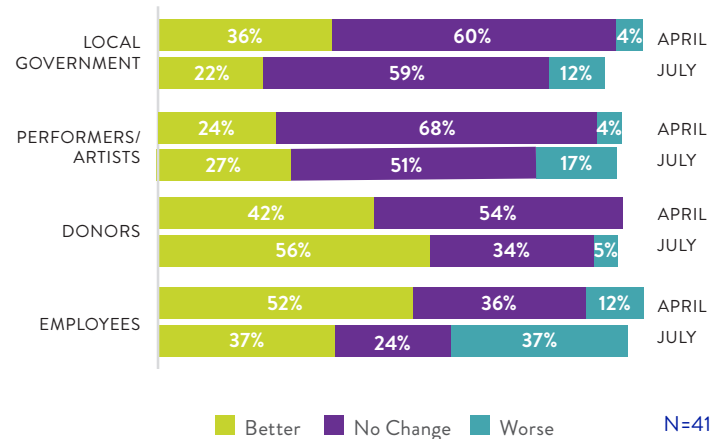
Donation Level Changes vs. First 6 Weeks of Closure



N=41

Coronavirus Taking a Toll on Many Relationships

State of Relationships vs. Pre-Coronavirus — April vs. July



N=41